


4423 m.

JEREZ MOTOGP™ OFFICIAL TEST**Day 1 Session 1****Classification****3**

		Rider	Nation	Team	Motorcycle	Time	Lap Total	Gap	Top Speed
1	30	Takaaki NAKAGAMI	JPN	LCR Honda IDEMITSU	HONDA	1'37.713	4 17		291.1
2	63	Francesco BAGNAIA	ITA	Ducati Lenovo Team	DUCATI	1'38.042	6 12	0.329 0.329	296.7
3	21	Franco MORBIDELLI	ITA	Monster Energy Yamaha MotoGP	YAMAHA	1'38.132	5 14	0.419 0.090	284.9
4	20	Fabio QUARTARARO	FRA	Monster Energy Yamaha MotoGP	YAMAHA	1'38.337	6 18	0.624 0.205	291.1
5	33	Brad BINDER	RSA	Red Bull KTM Factory Racing	KTM	1'38.346	6 18	0.633 0.009	290.3
6	42	Alex RINS	SPA	Team SUZUKI ECSTAR	SUZUKI	1'38.397	5 22	0.684 0.051	292.6
7	73	Alex MARQUEZ	SPA	LCR Honda CASTROL	HONDA	1'38.480	6 18	0.767 0.083	293.4
8	44	Po ESPARGARO	SPA	Repsol Honda Team	HONDA	1'38.511	5 15	0.798 0.031	292.6
9	41	Aleix ESPARGARO	SPA	Aprilia Racing	APRILIA	1'38.514	5 13	0.801 0.003	291.1
10	5	Johann ZARCO	FRA	Pramac Racing	DUCATI	1'38.652	5 20	0.939 0.138	298.3
11	23	Enea BASTIANINI	ITA	Team Gresini Racing MotoGP	DUCATI	1'38.756	11 12	1.043 0.104	295.8
12	88	Miguel OLIVEIRA	POR	Red Bull KTM Factory Racing	KTM	1'38.793	4 16	1.080 0.037	293.4
13	36	Joan MIR	SPA	Team SUZUKI ECSTAR	SUZUKI	1'38.826	4 19	1.113 0.033	295.0
14	12	Maverick VIÑALES	SPA	Aprilia Racing	APRILIA	1'39.161	3 11	1.448 0.335	295.0
15	82	Mika KALLIO	FIN	Red Bull KTM Factory Racing	KTM	1'39.276	6 21	1.563 0.115	288.0
16	43	Jack MILLER	AUS	Ducati Lenovo Team	DUCATI	1'39.499	11 13	1.786 0.223	296.7
17	4	Andrea DOVIZIOSO	ITA	WithU Yamaha RNF MotoGP Tea	YAMAHA	1'39.526	10 10	1.813 0.027	285.7
18	10	Luca MARINI	ITA	VR46 Racing Team	DUCATI	1'39.662	12 15	1.949 0.136	291.8
19	89	Jorge MARTIN	SPA	Pramac Racing	DUCATI	1'39.677	8 18	1.964 0.015	295.0
20	32	Lorenzo SAVADORI	ITA	Aprilia Racing Test Team	APRILIA	1'39.834	5 9	2.121 0.157	290.3
21	25	Raul FERNANDEZ	SPA	Tech 3 KTM Factory Racing	KTM	1'41.084	12 14	3.371 1.250	288.0
22	85	Takuya TSUDA	JPN	Suzuki Test Team	SUZUKI	1'41.323	18 18	3.610 0.239	283.4
23	87	Remy GARDNER	AUS	Tech 3 KTM Factory Racing	KTM	1'41.398	13 13	3.685 0.075	289.5
24	49	Fabio DI GIANNANTONIO	ITA	Team Gresini Racing MotoGP	DUCATI	1'43.325	7 9	5.612 1.927	289.5
25	72	Marco BEZZECCHI	ITA	VR46 Racing Team	DUCATI	1'43.969	9 11	6.256 0.644	291.1
26	40	Darryn BINDER	RSA	WithU Yamaha RNF MotoGP Tea	YAMAHA	1'45.393	10 10	7.680 1.424	279.7
No time set									
	6	Stefan BRADL	GER	Honda Racing Corporation	HONDA				
	26	Dani PEDROSA	SPA	Red Bull KTM Factory Racing	KTM				
	50	Sylvain GUINTOLI	FRA	Suzuki Test Team	SUZUKI				

Practice condition: Dry**Air: 21°****Humidity: 50%****Ground: 16°**

Fastest Lap:	Lap: 4	Takaaki NAKAGAMI	1'37.713	162.9 Km/h
Best Race Lap:	2021	Fabio QUARTARARO	1'37.770	162.8 Km/h
All Time Lap Record:	2020	Maverick VIÑALES	1'36.584	164.8 Km/h

The results are provisional until the end of the limit for protest and appeals.

Time limit for protest expires 30' after publication of the results - Time:

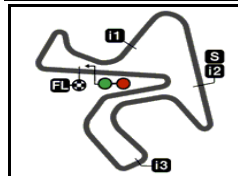
These data/results cannot be reproduced, stored and/or transmitted in whole or in part by any manner of electronic, mechanical, photocopying, recording, broadcasting or otherwise now known or herein after developed without the previous express consent by the copyright owner, except for reproduction in daily press and regular printed publications on sale to the public within 60 days of the event related to those data/results and always provided that copyright symbol appears together as follows below.

© DORNA, 2022

Official MotoGP Timing by TISSOT

www.motogp.com

Jerez de la Frontera, Thursday, November 18, 2021



4423 m.

JEREZ MOTOGP™ OFFICIAL TEST**Day 1 Session 1****Top Speed & Average****4**

Rider	Nation	Motorcycle	Top 5 speeds					Average	Top
5 Johann ZARCO	FRA	DUCATI	298.3	298.3	297.5	297.5	296.7	297.7	298.3
43 Jack MILLER	AUS	DUCATI	296.7	295.8	295.0	295.0	294.2	295.2	296.7
63 Francesco BAGNAIA	ITA	DUCATI	296.7	295.8	295.0	295.0	295.0	295.5	296.7
23 Enea BASTIANINI	ITA	DUCATI	295.8	295.0	295.0	294.2	293.4	294.7	295.8
12 Maverick VIÑALES	SPA	APRILIA	295.0	293.4	293.4	293.4	291.8	292.9	295.0
36 Joan MIR	SPA	SUZUKI	295.0	294.2	293.4	292.6	292.6	293.6	295.0
89 Jorge MARTIN	SPA	DUCATI	295.0	294.2	293.4	293.4	292.6	293.3	295.0
73 Alex MARQUEZ	SPA	HONDA	293.4	293.4	292.6	292.6	291.8	292.5	293.4
88 Miguel OLIVEIRA	POR	KTM	293.4	292.6	291.8	291.8	291.1	291.7	293.4
42 Alex RINS	SPA	SUZUKI	292.6	292.6	291.8	291.8	291.8	292.1	292.6
44 Pol ESPARGARO	SPA	HONDA	292.6	292.6	292.6	291.8	291.8	292.2	292.6
10 Luca MARINI	ITA	DUCATI	291.8	291.1	289.5	289.5	288.0	290.0	291.8
20 Fabio QUARTARARO	FRA	YAMAHA	291.1	291.1	291.1	291.1	290.3	290.7	291.1
30 Takaaki NAKAGAMI	JPN	HONDA	291.1	291.1	288.7	288.7	288.0	289.1	291.1
41 Aleix ESPARGARO	SPA	APRILIA	291.1	291.1	291.1	291.1	290.3	290.9	291.1
72 Marco BEZZECCHI	ITA	DUCATI	291.1	290.3	289.5	288.0	285.7	288.9	291.1
32 Lorenzo SAVADORI	ITA	APRILIA	290.3	286.4	286.4	286.4	284.9	286.9	290.3
33 Brad BINDER	RSA	KTM	290.3	290.3	289.5	288.7	288.7	289.5	290.3
49 Fabio DI GIANNANTONIO	ITA	DUCATI	289.5	288.7	288.0	286.4	285.7	287.7	289.5
87 Remy GARDNER	AUS	KTM	289.5	288.0	287.2	287.2	286.4	287.5	289.5
25 Raul FERNANDEZ	SPA	KTM	288.0	287.2	286.4	286.4	285.7	286.7	288.0
82 Mika KALLIO	FIN	KTM	288.0	288.0	287.2	287.2	287.2	287.4	288.0
4 Andrea DOVIZIOSO	ITA	YAMAHA	285.7	285.7	284.9	284.9	284.9	285.2	285.7
21 Franco MORBIDELLI	ITA	YAMAHA	284.9	284.9	284.2	284.2	283.4	284.0	284.9
85 Takuya TSUDA	JPN	SUZUKI	283.4	283.4	282.7	281.9	281.9	282.4	283.4
40 Darryn BINDER	RSA	YAMAHA	279.7	278.3	278.3	276.2	274.8	277.0	279.7

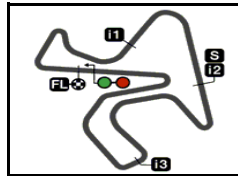
These data/results cannot be reproduced, stored and/or transmitted in whole or in part by any manner of electronic, mechanical, photocopying, recording, broadcasting or otherwise now known or herein after developed without the previous express consent by the copyright owner, except for reproduction in daily press and regular printed publications on sale to the public within 60 days of the event related to those data/results and always provided that copyright symbol appears together as follows below.

© DORNA, 2022

Official MotoGP Timing by **TISSOT**
www.motogp.com



Jerez de la Frontera, Thursday, November 18, 2021



4423 m.

JEREZ MOTOGP™ OFFICIAL TEST

Day 1 Session 1

Chronological Analysis of Performances

5

* Lap / Sector time cancelled **T1** Time from finish line to 1st intermed. **T3** Time from 2nd intermed. to 3rd intermed.
P Crossing the finish line in pit lane **T2** Time from 1st intermed. to 2nd intermed. **T4** Time from 3rd intermed. to finish line

Lap	Lap Time	T1	T2	T3	T4	Speed	Lap	Lap Time	T1	T2	T3	T4	Speed
1st 30 Takaaki NAKAGAMI LCR Honda IDEMITS JPN							8 1'39.117 24.940 14.473 29.560 30.144 284.9						
Runs=3 Total laps=18 Full laps=12							9 1'41.054 24.689 14.363 31.481 30.521 284.9						
1	59'19.968	17'59.434	16.033	32.820	31.681	265.3	10	1'38.968	24.751	14.465	29.555	30.197	283.4
2	1'41.287	26.394	14.646	30.083	30.164	288.0	11	1'44.160 P	25.322	17.993	33.456	27.389	177.3
3	1'38.543	24.713	14.372	29.606	29.852	288.7	12	1'55.036	38.105	15.448	30.816	30.667	276.9
4	1'37.713	24.449	14.166	29.333	29.765	291.1	13	1'39.353	25.069	14.545	29.589	30.150	283.4
5	1'37.752	24.427	14.202	29.347	29.776	291.1	14	1'38.857	24.804	14.495	29.519	30.039	283.4
6	1'39.362 P	25.960	15.060	31.462	26.880	273.4	4th 20 Fabio QUARTARAR Monster Energy Yama FRA						
7	1'57.693	35.651	17.271	32.675	32.096	274.1	Runs=3 Total laps=19 Full laps=13						
8	1'43.170	26.205	14.765	31.099	31.101	287.2	1	1:17'38.802	31.877	15.601	31.550	31.872	284.2
9	1'41.440	25.331	14.672	30.203	31.234	286.4	2	1'39.785	24.974	14.571	29.837	30.403	288.7
10	1'48.861	32.169	14.997	30.975	30.720	281.9	3	1'38.845	24.537	14.429	29.379	30.500	288.0
11	1'39.669	24.929	14.361	29.752	30.627	288.7	4	1'45.386	27.996	14.881	30.621	31.888	290.3
12	1'43.097 P	27.878	15.628	31.478	28.113	262.1	5	1'38.482	24.528	14.403	29.363	30.188	290.3
13	1'53.063	34.301	15.550	32.079	31.133	275.5	6	1'38.337	24.426	14.298	29.505	30.108	291.1
14	1'40.564	25.446	14.522	30.092	30.504	285.7	7	1'41.236 P	27.225	14.906	30.975	28.130	286.4
15	1'38.861	24.719	14.388	29.602	30.152	288.0	8	1'46.466	30.283	15.012	30.420	30.751	287.2
16	1'39.038	24.576	14.325	29.623	30.514	287.2	9	1'38.382	24.543	14.370	29.356	30.113	290.3
17	1'38.609	24.620	14.396	29.458	30.135	288.0	10	1'42.286	27.947	14.485	29.592	30.262	290.3
PIT	25.662	14.636	30.550	27.503	286.4		11	1'38.551	24.466	14.326	29.678	30.081	291.1
2nd 63 Francesco BAGNAI Ducati Lenovo Team ITA							12	1'38.606	24.535	14.417	29.522	30.132	289.5
Runs=2 Total laps=13 Full laps=9							13	1'40.503 P	27.228	15.240	31.090	26.945	287.2
1	1:08'39.581	31.860	16.179	33.026	31.497	260.2	14	1'47.292	30.944	15.000	30.633	30.715	288.7
2	1'40.825	25.507	14.639	30.221	30.458	293.4	15	1'39.170	24.803	14.485	29.621	30.261	291.1
3	1'38.926	24.898	14.379	29.609	30.040	295.0	16	1'38.715	24.554	14.440	29.502	30.219	290.3
4	1'38.382	24.731	14.294	29.498	29.859	294.2	17	1'38.701	24.638	14.351	29.504	30.208	291.1
5	1'41.753	26.564	14.916	29.981	30.292	294.2	18	1'38.728	24.553	14.009	29.986	30.180	
6	1'38.042	24.396	14.243	29.453	29.950	295.8	PIT	28.922	16.180	30.762	26.012	236.8	
7	1'38.410 P	25.430	14.894	31.261	26.825	282.7	5th 33 Brad BINDER Red Bull KTM Factory RSA						
8	1'48.929	30.797	15.426	31.600	31.106	284.2	Runs=3 Total laps=19 Full laps=13						
9	1'40.081	25.000	14.599	29.966	30.516	294.2	1	1:03'39.905	36.680	15.481	31.860	31.566	281.9
10	1'39.651	24.900	14.481	29.785	30.485	296.7	2	1'40.595	25.415	14.675	30.024	30.481	288.0
11	1'39.070	24.622	14.451	29.614	30.383	294.2	3	1'43.564	24.901	14.550	33.610	30.503	287.2
12	1'38.948	24.662	14.426	29.589	30.271	295.0	4	1'38.701	24.610	14.361	29.543	30.187	288.0
PIT	25.752	14.720	29.757	26.209	295.0		5	1'41.595	24.773	14.379	32.298	30.145	287.2
3rd 21 Franco MORBIDEL Monster Energy Yama ITA							6	1'38.346	24.620	14.316	29.383	30.027	288.7
Runs=3 Total laps=14 Full laps=9							7	1'40.917 P	28.022	14.819	29.959	28.117	280.5
1	1:33'17.115	34.705	15.736	31.443	31.111	277.6	8	1'50.402	31.431	15.180	32.561	31.230	286.4
2	1'39.986	25.250	14.539	29.879	30.318	283.4	9	1'40.142	25.345	14.617	29.787	30.393	290.3
3	1'39.102	24.888	14.461	29.548	30.205	281.9	10	1'39.815	24.875	14.834	29.938	30.168	286.4
4	1'38.413	24.629	14.385	29.482	29.917	284.2	11	1'38.968	24.728	14.404	29.587	30.249	289.5
5	1'38.132	24.519	14.340	29.306	29.967	284.2	12	1'38.983	24.882	14.430	29.445	30.226	288.0
6	1'43.105 P	26.982	16.339	30.992	28.792	247.1	13	1'40.130 P	27.030	14.823	30.138	28.139	288.0
7	1'50.092	33.187	15.833	30.576	30.496	259.6	14	1'50.764	32.435	15.289	31.656	31.384	281.9

Fastest Lap: Takaaki NAKAGAMI LCR Honda IDEMITS JPN **1'37.713** 24.449 14.166 29.333 29.765

These data/results cannot be reproduced, stored and/or transmitted in whole or in part by any manner of electronic, mechanical, photocopying, recording, broadcasting or otherwise now known or herein after developed without the previous express consent by the copyright owner, except for reproduction in daily press and regular printed publications on sale to the public within 60 days of the event related to those data/results and always provided that copyright symbol appears together as follows below.
© DORNA, 2022



Day 1 Session 1

MotoGP

Lap	Lap Time	T1	T2	T3	T4	Speed	Lap	Lap Time	T1	T2	T3	T4	Speed		
15	1'40.753	25.314	14.656	30.017	30.766	288.0	2	1'41.834	26.692	14.647	29.972	30.523	291.1		
16	1'46.535	31.571	14.450	29.667	30.847	290.3	3	1'38.941	24.732	14.402	29.585	30.222	292.6		
17	1'39.105	24.936	14.042	29.869	30.258		4	1'43.739	24.697	17.583	30.919	30.540	251.7		
18	1'39.066	24.745	14.441	29.544	30.336	288.7	5	1'38.511	24.588	14.491	29.331	30.101	291.8		
	PIT	26.522	14.675	30.086	28.065	287.2	6	1'41.732	P	24.681	14.382	33.543	29.126	291.8	
							7	1'47.837		29.843	16.857	30.425	30.712	288.0	
							8	1'42.720		26.390	14.685	30.793	30.852	290.3	
							9	1'39.030		24.739	14.456	29.588	30.247	292.6	
							10	1'39.768	P	24.989	15.069	31.316	28.394	277.6	
6th	42	Alex RINS	Team SUZUKI ECST SPA				Runs=3	Total laps=22	Full laps=15						
1	59'35.753	31.626	15.274	31.762	32.474	287.2	11	1'48.127		30.906	15.003	31.035	31.183	288.0	
2	1'40.641	25.355	14.532	30.389	30.365	289.5	12	1'40.534		24.960	14.575	30.109	30.890	291.8	
3	1'39.066	24.773	14.370	29.678	30.245	291.1	13	1'39.851		24.791	14.486	30.040	30.534	291.1	
4	1'38.622	24.579	14.370	29.585	30.088	292.6	14	1'39.192		24.792	14.424	29.607	30.369	292.6	
5	1'38.397	24.482	14.298	29.560	30.057	291.8	15	1'47.168	P	29.849	16.029	33.574	27.716	254.1	
6	1'38.497	24.557	14.293	29.597	30.050	292.6		unfinished		30.056	14.930			285.7	
7	1'38.536	24.569	14.358	29.508	30.101	291.1									
8	1'38.322	P	25.052	14.913	30.789	27.568	284.2								
9	1'48.131		31.237	14.916	30.847	31.131	289.5	9th	41	Alex ESPARGARO	Aprilia Racing		SPA		
10	1'40.619		25.004	14.447	30.546	30.622	291.1			Runs=3	Total laps=14	Full laps=8			
11	1'39.278		24.940	14.429	29.572	30.337	289.5	1	1:12'08.826		31.288	15.051	31.271	31.106	284.9
12	1'39.170		24.628	14.544	29.662	30.336	290.3	2	1'40.649		25.482	14.481	30.227	30.459	291.1
13	1'39.849		24.831	14.373	29.950	30.695	291.8	3	1'39.362		24.940	14.382	29.757	30.283	289.5
14	1'41.988	P	27.077	15.635	31.493	27.783	271.3	4	1'38.750		24.725	14.263	29.531	30.231	289.5
15	1'48.263		30.903	15.173	31.077	31.110	284.9	5	1'38.514		24.618	14.324	29.440	30.132	291.1
16	1'39.870		25.099	14.544	29.753	30.474	290.3	6	1'41.255	P	26.490	15.235	31.215	28.315	256.5
17	1'39.568		24.912	14.477	29.751	30.428	291.8	7	1'46.738		30.798	14.837	30.396	30.707	287.2
18	1'39.711		24.899	14.561	29.807	30.444	288.0	8	1'39.710		24.977	14.434	29.932	30.367	291.1
19	1'38.465	P	25.037	14.698	31.823	26.907	286.4	9	1'39.101		24.811	14.432	29.487	30.371	288.7
20	1'48.186		31.661	15.124	30.510	30.891	288.0	10	1'40.649	P	27.572	14.654	30.156	28.267	288.0
21	1'39.887		25.057	14.521	29.825	30.484	290.3	11	1'44.642		28.768	14.809	30.364	30.701	288.7
22	1'39.192		24.904	14.484	29.597	30.207	291.1	12	1'39.752		24.927	14.396	29.859	30.570	290.3
								13	1'40.318		25.129	14.549	29.958	30.682	291.1
7th	73	Alex MARQUEZ	LCR Honda CASTRO SPA				Runs=3	Total laps=19	Full laps=13						
1	1:06'07.341		33.683	15.673	31.982	32.331	285.7		PIT		25.588	15.176	30.004	27.306	281.9
2	1'41.502		25.715	14.742	30.153	30.892	290.3	10th	5	Johann ZARCO	Pramac Racing		FRA		
3	1'39.836		25.010	14.519	29.815	30.492	291.8			Runs=3	Total laps=21	Full laps=15			
4	1'38.668		24.612	14.384	29.557	30.115	291.8	1	1:07'55.106		32.532	16.591	31.397	31.333	283.4
5	1'40.226		24.575	14.279	29.766	31.606	293.4	2	1'41.029		25.710	14.609	30.129	30.581	295.8
6	1'38.480		24.676	14.269	29.369	30.166	293.4	3	1'39.150		24.944	14.343	29.719	30.144	298.3
7	1'39.310	P	26.582	15.421	30.327	26.980	284.2	4	1'38.809		24.718	14.305	29.711	30.075	298.3
8	1'51.695		33.305	15.320	31.708	31.362	287.2	5	1'38.652		24.566	14.335	29.639	30.112	297.5
9	1'45.880		30.181	14.772	30.324	30.603	289.5	6	1'40.891	P	26.079	15.263	31.229	28.320	290.3
10	1'39.867		24.934	14.467	29.907	30.559	292.6	7	1'47.495		29.752	15.114	31.972	30.657	288.7
11	1'39.374		24.884	14.408	29.729	30.353	292.6	8	1'39.445		25.054	14.345	29.777	30.269	294.2
12	1'39.544		25.003	14.445	29.620	30.476	290.3	9	1'41.278		24.688	14.380	31.493	30.717	295.8
13	1'40.004	P	28.415	14.888	30.031	26.670	290.3	10	1'39.056		24.884	14.420	29.607	30.145	295.8
14	1'51.213		31.424	15.546	32.178	32.065	283.4	11	1'38.898		24.792	14.379	29.597	30.130	297.5
15	1'43.001		25.880	14.788	31.326	31.007	288.7	12	1'39.032		24.759	14.411	29.659	30.203	295.8
16	1'41.207		25.304	14.656	30.378	30.869	289.5	13	1'41.403	P	24.907	14.759	31.763	29.974	293.4
17	1'40.680		25.198	14.535	30.133	30.814	290.3	14	1'45.470		29.264	14.890	30.567	30.749	289.5
18	1'40.496		25.015	14.618	30.052	30.811	290.3	15	1'39.080		24.781	14.307	29.818	30.174	296.7
	PIT		25.141	14.678	31.349	27.657	291.8	16	1'39.861		25.244	14.447	29.849	30.321	295.8
								17	1'39.268		24.801	14.496	29.672	30.299	293.4
8th	44	Po ESPARGARO	Repsol Honda Team SPA				Runs=4	Total laps=16	Full laps=9						
1	1:05'03.287		33.631	16.560	32.865	32.631	271.3	18	1'39.228		24.817	14.410	29.745	30.256	295.8
								19	1'39.072		24.745	14.401	29.699	30.227	295.0
								20	1'39.100		24.730	14.405	29.690	30.275	295.8
									PIT		29.248	15.337	31.121	27.021	290.3

Fastest Lap: Takaaki NAKAGAMI LCR Honda IDEMITS JPN 1'37.713 24.449 14.166 29.333 29.765

These data/results cannot be reproduced, stored and/or transmitted in whole or in part by any manner of electronic, mechanical, photocopying, recording, broadcasting or otherwise now known or herein after developed without the previous express consent by the copyright owner, except for reproduction in daily press and regular printed publications on sale to the public within 60 days of the event related to those data/results and always provided that copyright symbol appears together as follows below.
© DORNA, 2022



Day 1 Session 1

MotoGP

Lap	Lap Time	T1	T2	T3	T4	Speed	Lap	Lap Time	T1	T2	T3	T4	Speed	
11th	23	Enea BASTIANINI					Team Gresini Racing ITA	19	1'40.509	24.775	14.450	29.581	31.703	291.1
		Runs=2		Total laps=13		Full laps=9		PIT	25.487	14.979	31.239	29.665	288.0	
1	1:25'39.055	31.727	15.697	31.796	31.571	288.0								
2	1'41.248	25.574	14.746	30.324	30.604	292.6								
3	1'39.596	25.033	14.408	29.897	30.258	292.6								
4	1'39.157	24.848	14.368	29.660	30.281	292.6								
5	1'40.810	24.695	14.484	30.522	31.109	291.8								
6	1'39.019	24.795	14.392	29.653	30.179	294.2								
7	1'39.084 P	25.992	14.791	31.371	26.930	295.0								
8	1'47.584	30.284	15.148	31.536	30.616	287.2								
9	1'39.933	25.090	14.618	29.826	30.399	292.6								
10	1'39.161	24.894	14.542	29.523	30.202	293.4								
11	1'38.756	24.645	14.482	29.563	30.066	295.0								
12	1'41.907	24.678	14.496	31.896	30.837	295.8								
	PIT	24.788	14.545	30.431	27.222	291.1								
14th	12	Maverick VIÑALES					Aprilia Racing SPA							
		Runs=3		Total laps=12		Full laps=7								
1	1:09'52.557	30.154	14.878	31.310	31.348	285.7								
2	1'40.564	25.182	14.450	30.484	30.448	291.8								
3	1'39.161	24.760	14.350	29.869	30.182	291.8								
4	1'39.622	24.704	14.329	29.514	31.075	293.4								
5	1'40.596 P	27.363	14.954	30.673	27.606	288.0								
6	1'42.741 P	28.915	14.611	31.026	28.189	291.8								
7	1'46.760	30.528	14.847	30.767	30.618	291.1								
8	1'40.150	24.927	14.301	29.922	31.000	295.0								
9	1'39.363	25.159	14.327	29.744	30.133	293.4								
10	1'41.821	24.785	14.417	32.424	30.195	289.5								
11	1'42.803	24.840	14.427	32.738	30.798	293.4								
	PIT	24.861	15.692	31.598	27.381	258.9								
12th	88	Miguel OLIVEIRA					Red Bull KTM Factory POR							
		Runs=3		Total laps=16		Full laps=10								
1	1:03'23.361	31.655	15.349	31.679	31.423	282.7								
2	1'40.858	25.555	14.530	30.281	30.492	291.1								
3	1'39.279	24.920	14.350	29.755	30.254	291.1								
4	1'38.793	24.786	14.305	29.508	30.194	291.1								
5	1'41.037 P	27.786	14.933	30.654	27.664	284.9								
6	1'46.760	29.891	14.995	30.894	30.980	288.0								
7	1'39.714	25.104	14.485	29.806	30.319	291.8								
8	1'39.454	25.008	14.456	29.624	30.366	291.1								
9	1'39.388	24.902	14.429	29.620	30.437	291.1								
10	1'37.041 P	24.963	14.440	29.655	27.983	292.6								
11	1'45.607	29.657	14.762	30.402	30.786	288.7								
12	1'39.159	24.793	14.447	29.626	30.293	290.3								
13	1'38.837	24.646	14.354	29.639	30.198	293.4								
14	1'39.438	24.571	14.390	29.563	30.914	288.7								
15	1'40.895	26.292	14.479	29.752	30.372	291.8								
16	1'35.468 P	24.684	14.488	29.652	26.644	290.3								
15th	82	Mika KALLIO					Red Bull KTM Factory FIN							
		Runs=3		Total laps=22		Full laps=16								
1	1:09'33.883	31.606	16.031	33.898	32.420	252.3								
2	1'43.074	26.285	14.821	31.010	30.958	286.4								
3	1'40.742	25.193	14.633	30.228	30.688	287.2								
4	1'40.378	25.177	14.659	30.017	30.525	288.0								
5	1'39.583	24.922	14.579	29.772	30.310	287.2								
6	1'39.276	24.841	14.443	29.664	30.328	286.4								
7	1'36.990 P	24.924	14.544	30.044	27.478	286.4								
8	1'47.001	29.729	15.102	31.063	31.107	278.3								
9	1'41.579	25.312	14.889	30.970	30.408	257.7								
10	1'39.905	24.965	14.525	29.863	30.552	288.0								
11	1'40.501	25.119	14.552	30.109	30.721	287.2								
12	1'42.485	25.356	14.995	31.137	30.997	279.7								
13	1'41.278	25.368	14.685	30.381	30.844	284.9								
14	1'40.702 P	26.453	15.068	31.304	27.877	257.7								
15	1'48.772	30.921	15.204	31.355	31.292	274.1								
16	1'41.511	25.470	14.819	30.289	30.933	286.4								
17	1'41.002	25.358	14.632	30.299	30.713	287.2								
18	1'41.841	25.231	14.710	30.896	31.004	285.7								
19	1'41.688	25.534	14.671	30.406	31.077	287.2								
20	1'41.373	25.458	14.653	30.387	30.875	287.2								
21	1'41.266	25.401	14.708	30.304	30.853	285.7								
	PIT	26.679	15.257	31.253	27.620	254.1								
16th	43	Jack MILLER					Ducati Lenovo Team AUS							
		Runs=3		Total laps=14		Full laps=9								
1	1:21'02.138	P	31.322	15.657	32.075	28.029	291.8							
2	1'51.434	31.384	15.320	33.218	31.512	292.6								
3	1'43.138	25.341	14.802	32.266	30.729	292.6								
4	1'40.620	25.077	14.535	30.149	30.859	296.7								
5	1'40.063	24.888	14.517	30.035	30.623	295.8								
6	1'37.958 P	26.778	14.767	29.937	26.476	295.0								
7	1'51.895	30.842	15.367	34.481	31.205	291.1								
8	1'40.899	25.193	14.627	30.120	30.959	294.2								
9	1'40.002	24.849	14.539	29.848	30.766	294.2								
10	1'41.889	26.494	14.726	29.975	30.694	292.6								
11	1'39.499	24.751	14.109	30.089	30.550									

Fastest Lap: Takaaki NAKAGAMI LCR Honda IDEMITS JPN **1'37.713** 24.449 14.166 29.333 29.765

These data/results cannot be reproduced, stored and/or transmitted in whole or in part by any manner of electronic, mechanical, photocopying, recording, broadcasting or otherwise now known or herein after developed without the previous express consent by the copyright owner, except for reproduction in daily press and regular printed publications on sale to the public within 60 days of the event related to those data/results and always provided that copyright symbol appears together as follows below.
© DORNA, 2022



Day 1 Session 1

MotoGP

Lap	Lap Time	T1	T2	T3	T4	Speed	Lap	Lap Time	T1	T2	T3	T4	Speed
12	1'39.824	24.844	14.526	29.916	30.538	295.0	18	1'47.664	30.698	15.080	30.869	31.017	289.5
13	1'39.638	24.822	14.519	29.724	30.573	293.4		unfinished	25.553				
	PIT	27.398	15.359	31.490	28.365	291.1							

17th		4	Andrea DOVIZIOSO	WithU Yamaha RNF	ITA	
Runs=2	Total laps=11	Full laps=7				
1	1:29'33.575	33.165	16.058	32.829	32.330	267.9
2	1'43.771	26.354	15.172	30.773	31.472	281.2
3	1'41.769	25.580	14.838	30.328	31.023	283.4
4	1'40.839	25.066	14.713	30.365	30.695	284.9
5	1'39.870	24.890	14.617	29.797	30.566	284.9
6	1'38.399	P 25.050	14.510	30.368	28.471	285.7
7	1'48.284	31.224	15.173	30.810	31.077	280.5
8	1'41.006	25.428	14.729	29.990	30.859	284.9
9	1'42.946	24.925	14.183	33.024	30.814	
10	1'39.526	24.919	14.531	29.669	30.407	285.7
	PIT	26.964	14.868	31.246	27.664	279.7

18th		10	Luca MARINI	VR46 Racing Team	ITA	
Runs=4	Total laps=16	Full laps=8				
1	55'43.238	32.696	15.962	32.874	32.346	277.6
2	1'43.364	26.447	15.034	30.935	30.948	287.2
3	1'40.709	P 25.729	14.928	31.521	28.531	284.9
4	1'48.519	30.740	15.251	31.189	31.339	285.7
5	1'41.135	25.443	14.737	30.318	30.637	287.2
6	1'40.043	25.077	14.569	29.829	30.568	289.5
7	1'40.401	24.963	14.561	30.099	30.778	291.8
8	1'47.543	P 27.431	15.189	36.253	28.670	281.2
9	1'46.853	29.574	15.264	30.954	31.061	284.2
10	1'40.394	25.151	14.646	30.068	30.529	285.7
11	1'39.878	25.006	14.588	29.785	30.499	291.1
12	1'39.662	24.938	14.631	29.706	30.387	288.0
13	1'41.694	P 26.766	15.113	31.229	28.586	286.4
14	1'46.934	29.721	15.212	30.958	31.043	286.4
15	1'40.507	25.374	14.717	30.016	30.400	289.5
	PIT	25.498	14.846	31.510	28.127	286.4

19th		89	Jorge MARTIN	Pramac Racing	SPA	
Runs=4	Total laps=19	Full laps=11				
1	1:09'23.347	32.472	15.716	32.401	31.953	288.0
2	1'42.158	25.804	14.851	30.337	31.166	290.3
3	1'40.620	25.282	14.635	30.109	30.594	288.0
4	1'42.550	P 26.736	14.717	31.368	29.729	284.2
5	1'47.606	30.054	15.121	30.847	31.584	286.4
6	1'41.902	25.595	14.642	30.790	30.875	293.4
7	1'40.165	25.188	14.585	29.869	30.523	293.4
8	1'39.677	25.012	14.438	29.683	30.544	292.6
9	1'40.511	25.047	14.471	30.050	30.943	294.2
10	1'39.694	24.918	14.476	29.694	30.606	292.6
11	1'48.338	P 27.233	18.618	32.132	30.355	281.9
12	1'50.399	30.959	15.113	32.501	31.826	290.3
13	1'40.691	25.203	14.621	30.158	30.709	289.5
14	1'40.531	25.236	14.608	29.975	30.712	291.8
15	1'42.220	25.856	14.943	30.359	31.062	292.6
16	1'40.567	25.266	14.543	30.142	30.616	292.6
17	1'39.328	P 25.152	14.546	30.337	29.293	295.0

20th		32	Lorenzo SAVADORI	Aprilia Racing Test Te	ITA	
Runs=3	Total laps=9	Full laps=4				
1	1:14'09.678	32.560	15.154	30.935	32.768	284.9
2	1'42.169	P 27.777	15.380	31.459	27.553	277.6
3	1'58.601	33.083	15.003	35.132	35.383	286.4
4	1'44.632	25.173	14.745	34.092	30.622	286.4
5	1'39.834	24.897	14.403	29.974	30.560	290.3
6	1'41.063	P 24.930	16.465	32.126	27.542	266.6
7	1'48.042	31.569	15.086	30.740	30.647	282.7
8	1'44.363	27.805	14.816	30.967	30.775	286.4
9	1'39.974	25.114	14.621	29.830	30.409	284.2

21st		25	Raul FERNANDEZ	Tech 3 KTM Factory	SPA	
Runs=2	Total laps=15	Full laps=11				
1	1:09'49.779	33.517	15.928	33.625	32.670	258.9
2	1'44.885	26.869	14.956	31.354	31.706	285.7
3	1'42.790	25.970	14.721	30.770	31.329	286.4
4	1'42.687	25.942	14.759	30.699	31.287	284.9
5	1'41.756	25.589	14.710	30.301	31.156	287.2
6	1'41.244	25.404	14.642	30.262	30.936	283.4
7	1'44.488	26.218	14.723	31.958	31.589	283.4
8	1'41.462	25.392	14.690	30.169	31.211	284.9
9	1'45.933	P 27.613	16.697	32.080	29.543	276.9
10	1'48.498	30.295	15.405	31.309	31.489	279.0
11	1'41.377	25.565	14.692	30.256	30.864	282.7
12	1'41.084	25.418			30.988	
13	1'41.403	25.329	14.644	30.194	31.236	286.4
14	1'41.431	25.334	14.632	30.380	31.085	288.0
	PIT	26.628	14.837	31.613	29.533	279.7

22nd		85	Takuya TSUDA	Suzuki Test Team	JPN	
Runs=3	Total laps=19	Full laps=13				
1	1:15'48.129	33.124	15.474	33.068	32.264	278.3
2	1'43.771	26.081	14.923	30.899	31.868	280.5
3	1'42.937	25.753	14.839	30.746	31.599	281.9
4	1'42.221	25.541	14.765	30.474	31.441	281.2
5	1'42.269	25.390	14.707	30.399	31.773	283.4
6	1'41.836	25.448	14.685	30.388	31.315	283.4
7	1'43.922	P 26.391	15.253	31.598	30.680	275.5
8	1'52.665	33.280	15.351	31.974	32.060	279.7
9	1'43.897	26.454	14.912	30.798	31.733	281.9
10	1'43.333	25.844	14.970	30.981	31.538	279.7
11	1'41.943	25.496	14.716	30.313	31.418	281.9
12	1'41.680	25.542			31.181	
13	1'49.430	P 28.689	15.517	32.848	32.376	274.8
14	1'57.147	36.860	15.469	32.442	32.376	
15	1'42.976	25.824	15.039	30.560	31.553	279.7
16	1'44.022	25.354	14.736	32.259	31.673	282.7
17	1'41.735	25.480	14.727	30.327	31.201	281.2
18	1'41.323	25.162	14.749	30.253	31.159	281.9
	PIT	28.702	15.564	32.853	31.878	270.0

Fastest Lap: Takaaki NAKAGAMI LCR Honda IDEMITS JPN **1'37.713** 24.449 14.166 29.333 29.765

These data/results cannot be reproduced, stored and/or transmitted in whole or in part by any manner of electronic, mechanical, photocopying, recording, broadcasting or otherwise now known or herein after developed without the previous express consent by the copyright owner, except for reproduction in daily press and regular printed publications on sale to the public within 60 days of the event related to those data/results and always provided that copyright symbol appears together as follows below.
© DORNA, 2022

Official MotoGP Timing by TISSOT
www.motogp.com



Day 1 Session 1

MotoGP

Lap	Lap Time	T1	T2	T3	T4	Speed	Lap	Lap Time	T1	T2	T3	T4	Speed	
23rd	87	Remy GARDNER				Tech 3 KTM Factory	AUS	10	1'45.393	26.462	15.248	31.606	32.077	279.7
		Runs=2	Total laps=14	Full laps=10				unfinished	26.173					
1	1:23'00.328	36.170	16.616	34.185	34.359	266.0								
2	1'47.372	27.413	15.389	32.029	32.541	281.2								
3	1'44.805	26.453	15.066	31.260	32.026	284.9								
4	1'43.474	26.103	14.921	30.814	31.636	286.4								
5	1'43.378	25.973	14.863	30.916	31.626	284.9								
6	1'42.700	25.705	14.620	30.984	31.391	289.5								
7	1'43.106	26.280	14.884	30.659	31.283	287.2								
8	1'45.682 P	27.062	15.088	31.353	32.179	280.5								
9	1'52.797	33.611	15.331	31.962	31.893	279.7								
10	1'44.762	25.971	14.885	31.941	31.965	287.2								
11	1'42.552	25.815	14.422	31.065	31.250									
12	1'41.867	25.499	14.739	30.453	31.176	286.4								
13	1'41.398	25.361	14.649	30.344	31.044	288.0								
	PIT	33.138	17.336	38.849	33.931	225.9								

Lap	Lap Time	T1	T2	T3	T4	Speed	Lap	Lap Time	T1	T2	T3	T4	Speed	
24th	49	Fabio DI GIANNANT				Team Gresini Racing	ITA							
		Runs=2	Total laps=10	Full laps=7										
1	1:09'46.400	41.364	16.815	34.229	33.053	225.9								
2	1'46.693	27.163	15.442	32.067	32.021	266.0								
3	1'43.984	26.056	15.079	31.262	31.587	283.4								
4	1'44.555	26.267	15.151	31.327	31.810	286.4								
5	1'44.237	26.243	15.004	31.201	31.789	288.0								
6	1'43.539	26.051	14.969	31.042	31.477	285.7								
7	1'43.325	25.794	14.947	31.044	31.540	288.7								
8	1'44.661	26.644	14.967	31.204	31.846	289.5								
9	1'51.403 P	30.244	15.673	33.102	32.384	280.5								
	unfinished	33.390												

Lap	Lap Time	T1	T2	T3	T4	Speed	Lap	Lap Time	T1	T2	T3	T4	Speed	
25th	72	Marco BEZZECCHI				VR46 Racing Team	ITA							
		Runs=3	Total laps=12	Full laps=6										
1	1:16'27.695	41.274	20.124	41.369	36.662	191.8								
2	1'55.106	29.865	16.526	34.734	33.981	276.9								
3	1'49.590 P	28.053	15.514	33.105	32.918	282.7								
4	1'58.980	34.581	16.529	34.396	33.474	270.6								
5	1'48.519	27.897	15.519	32.533	32.570	284.2								
6	1'45.799	26.875	15.201	31.795	31.928	289.5								
7	1'44.444	26.303	14.943	31.708	31.490	288.0								
8	1'45.958	28.065	14.948	31.437	31.508	290.3								
9	1'43.969	26.329	14.900	31.165	31.575	291.1								
10	1'45.898 P	27.920	15.173	32.260	30.545	284.9								
11	2'00.332	38.051	16.410	33.349	32.522	275.5								
	unfinished	27.153	15.174	31.691		285.7								

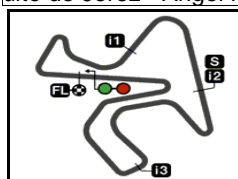
Lap	Lap Time	T1	T2	T3	T4	Speed	Lap	Lap Time	T1	T2	T3	T4	Speed	
26th	40	Darryn BINDER				WithU Yamaha RNF	RSA							
		Runs=2	Total laps=11	Full laps=7										
1	1:37'45.666	37.137	16.984	35.466	34.401	245.4								
2	1'50.847	28.604	15.813	33.240	33.190	257.7								
3	1'48.446	27.312	15.706	32.783	32.645	262.1								
4	1'46.871	26.789	15.401	32.239	32.442	276.2								
5	1'46.964	26.782	15.427	32.093	32.662	274.8								
6	1'44.914 P	26.792	15.482	31.912	30.728	278.3								
7	1'59.544	35.454	16.910	33.886	33.294	237.3								
8	1'47.375	27.311	15.441	32.142	32.481	278.3								
9	1'45.877	26.623	15.246	31.848	32.160	274.8								

Fastest Lap: Takaaki NAKAGAMI LCR Honda IDEMITS JPN **1'37.713** 24.449 14.166 29.333 29.765

These data/results cannot be reproduced, stored and/or transmitted in whole or in part by any manner of electronic, mechanical, photocopying, recording, broadcasting or otherwise now known or herein after developed without the previous express consent by the copyright owner, except for reproduction in daily press and regular printed publications on sale to the public within 60 days of the event related to those data/results and always provided that copyright symbol appears together as follows below.
© DORNA, 2022

Official MotoGP Timing by **TISSOT**
www.motogp.com





4423 m.

JEREZ MOTOGP™ OFFICIAL TEST

Day 1 Session 1

Best Partial Times

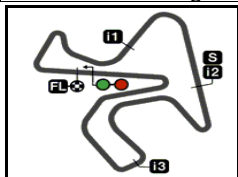
IT Ideal Lap Time, sum of the best partial times

BT Best Lap Time

T1			T2			T3			T4				
Pos	Rider	Time	Rider	Time	Rider	Time	Rider	Time	Pos	Rider	IT	BT	
1	F.BAGNAIA	24.396	F.QUARTARARO	14.009	F.MORBIDELLI	29.306	T.NAKAGAMI	29.765	1	T.NAKAGAMI	1'37.691	1'37.713 (1)	
2	F.QUARTARARO	24.426	B.BINDER	14.042	P.ESPARGARO	29.331	F.BAGNAIA	29.859	2	F.QUARTARAR	1'37.872	1'38.337 (4)	
3	T.NAKAGAMI	24.427	J.MILLER	14.109	T.NAKAGAMI	29.333	F.MORBIDELLI	29.917	3	F.BAGNAIA	1'37.951	1'38.042 (2)	
4	A.RINS	24.482	T.NAKAGAMI	14.166	F.QUARTARARO	29.356	B.BINDER	30.027	4	B.BINDER	1'38.062	1'38.346 (5)	
5	F.MORBIDELLI	24.519	A.DOVIZIOSO	14.183	A.MARQUEZ	29.369	A.RINS	30.050	5	F.MORBIDELLI	1'38.082	1'38.132 (3)	
6	J.ZARCO	24.566	F.BAGNAIA	14.243	B.BINDER	29.383	E.BASTIANINI	30.066	6	A.MARQUEZ	1'38.328	1'38.480 (7)	
7	M.OLIVEIRA	24.571	A.ESPARGARO	14.263	A.ESPARGARO	29.440	J.ZARCO	30.075	7	A.RINS	1'38.333	1'38.397 (6)	
8	A.MARQUEZ	24.575	A.MARQUEZ	14.269	F.BAGNAIA	29.453	F.QUARTARARO	30.081	8	P.ESPARGAR	1'38.402	1'38.511 (8)	
9	P.ESPARGARO	24.588	A.RINS	14.293	A.RINS	29.508	P.ESPARGARO	30.101	9	A.ESPARGAR	1'38.453	1'38.514 (9)	
10	B.BINDER	24.610	M.VIÑALES	14.301	M.OLIVEIRA	29.508	A.MARQUEZ	30.115	10	J.ZARCO	1'38.543	1'38.652 (10)	
11	A.ESPARGARO	24.618	J.ZARCO	14.305	M.VIÑALES	29.514	A.ESPARGARO	30.132	11	M.OLIVEIRA	1'38.578	1'38.793 (12)	
12	E.BASTIANINI	24.645	M.OLIVEIRA	14.305	E.BASTIANINI	29.523	M.VIÑALES	30.133	12	E.BASTIANINI	1'38.602	1'38.756 (11)	
13	M.VIÑALES	24.704	J.MIR	14.308	J.MIR	29.537	J.MIR	30.182	13	M.VIÑALES	1'38.652	1'39.161 (14)	
14	J.MIR	24.723	F.MORBIDELLI	14.340	J.ZARCO	29.597	M.OLIVEIRA	30.194	14	J.MIR	1'38.750	1'38.826 (13)	
15	J.MILLER	24.751	E.BASTIANINI	14.368	M.KALLIO	29.664	M.KALLIO	30.310	15	J.MILLER	1'39.122	1'39.499 (16)	
16	M.KALLIO	24.841	P.ESPARGARO	14.382	A.DOVIZIOSO	29.669	L.MARINI	30.387	16	A.DOVIZIOSO	1'39.149	1'39.526 (17)	
17	A.DOVIZIOSO	24.890	L.SAVADORI	14.403	J.MARTIN	29.683	A.DOVIZIOSO	30.407	17	M.KALLIO	1'39.258	1'39.276 (15)	
18	L.SAVADORI	24.897	R.GARDNER	14.422	L.MARINI	29.706	L.SAVADORI	30.409	18	L.SAVADORI	1'39.539	1'39.834 (20)	
19	J.MARTIN	24.918	J.MARTIN	14.438	J.MILLER	29.724	J.MARTIN	30.523	19	J.MARTIN	1'39.562	1'39.677 (19)	
20	L.MARINI	24.938	M.KALLIO	14.443	L.SAVADORI	29.830	J.MILLER	30.538	20	L.MARINI	1'39.592	1'39.662 (18)	
21	T.TSUDA	25.162	L.MARINI	14.561	R.FERNANDEZ	30.169	R.FERNANDEZ	30.864	21	R.FERNANDEZ	1'40.994	1'41.084 (21)	
22	R.FERNANDEZ	25.329	R.FERNANDEZ	14.632	T.TSUDA	30.253	R.GARDNER	31.044	22	R.GARDNER	1'41.171	1'41.398 (23)	
23	R.GARDNER	25.361	T.TSUDA	14.685	R.GARDNER	30.344	T.TSUDA	31.159	23	T.TSUDA	1'41.259	1'41.323 (22)	
24	F.DI GIANNANTO	25.794	M.BEZZECCHI	14.900	F.DI GIANNANTO	31.042	F.DI GIANNANTO	31.477	24	F.DI GIANNAN	1'43.260	1'43.325 (24)	

These data/results cannot be reproduced, stored and/or transmitted in whole or in part by any manner of electronic, mechanical, photocopying, recording, broadcasting or otherwise now known or herein after developed without the previous express consent by the copyright owner, except for reproduction in daily press and regular printed publications on sale to the public within 60 days of the event related to those data/results and always provided that copyright symbol appears together as follows below.
© DORNA, 2022





4423 m.

JEREZ MOTOGP™ OFFICIAL TEST

Day 1 Session 1

Best Partial Times

IT Ideal Lap Time, sum of the best partial times

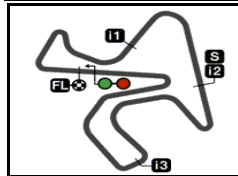
BT Best Lap Time

		T1		T2		T3		T4					
<i>Pos</i>	<i>Rider</i>	<i>Time</i>	<i>Rider</i>	<i>Time</i>	<i>Rider</i>	<i>Time</i>	<i>Rider</i>	<i>Time</i>	<i>Pos</i>	<i>Rider</i>	<i>IT</i>	<i>BT</i>	
25	D.BINDER	26.173	F.DI GIANNANTO	14.947	M.BEZZECCHI	31.165	M.BEZZECCHI	31.490	25	M.BEZZECCHI	1'43.858	1'43.969	(25)
26	M.BEZZECCHI	26.303	D.BINDER	15.246	D.BINDER	31.606	D.BINDER	32.077	26	D.BINDER	1'45.102	1'45.393	(26)

These data/results cannot be reproduced, stored and/or transmitted in whole or in part by any manner of electronic, mechanical, photocopying, recording, broadcasting or otherwise now known or herein after developed without the previous express consent by the copyright owner, except for reproduction in daily press and regular printed publications on sale to the public within 60 days of the event related to those data/results and always provided that copyright symbol appears together as follows below.
© DORNA, 2022


Official MotoGP Timing by **TISSOT**
www.motogp.com





4423 m.

JEREZ MOTOGP™ OFFICIAL TEST**Day 1 Session 1****Fastest Laps Sequence**

<i>Practice Time</i>	 <i>Rider</i>	<i>Nation</i>	<i>Motorcycle</i>	<i>Time</i>	<i>Km/h</i>	<i>Rider's Lap</i>
57'26.602	10 Luca MARINI	ITA	DUCATI	1'43.364	154.0	2
1:01'01.255	30 Takaaki NAKAGAMI	JPN	HONDA	1'41.287	157.2	2
1:01'16.394	42 Alex RINS	SPA	SUZUKI	1'40.641	158.2	2
1:02'39.798	30 Takaaki NAKAGAMI	JPN	HONDA	1'38.543	161.5	3
1:04'17.511	30 Takaaki NAKAGAMI	JPN	HONDA	1'37.713	162.9	4

These data/results cannot be reproduced, stored and/or transmitted in whole or in part by any manner of electronic, mechanical, photocopying, recording, broadcasting or otherwise now known or herein after developed without the previous express consent by the copyright owner, except for reproduction in daily press and regular printed publications on sale to the public within 60 days of the event related to those data/results and always provided that copyright symbol appears together as follows below.

© DORNA, 2022

Official MotoGP Timing by **TISSOT**
www.motogp.com

Jerez de la Frontera, Thursday, November 18, 2021

